



**COLLEGE OF EDUCATION
DEPARTMENT OF TEACHER EDUCATION**

NARRATIVE

CANDIDATE EXIT SURVEY

OTHER:

CANDIDATE RATING OF:

- a. Practicum/Field Experience
- b. Student Internship
- c. University Supervisor
- d. Cooperative Teacher or Teachers
- e. Informal Faculty Contact
- f. Guidance from Advisor

AGGREGATE

7 CYCLES

FALL 2012-FALL 2017

Narrative for:

Fall 2012-Fall 2017

Candidate Exit Survey

College of Education: Department of Teacher Education

NARRATIVE: OVERVIEW OF THE STUDENT EXIT SURVEY

Why is the survey important?

- It gives students a chance to express their views about their student experience
- It forms part of the quality assurance framework for higher education
- It provides institutions with important information about their performance
- It provides essential information for future/potential students when considering where and what to study.

<http://www.lse.ac.uk/intranet/LSEServices/TQARO/National-Student-Survey-Results-and-Guide.aspx>

How do students take part in the survey?

Eligible students (College of Education/Division of Education Internship candidates) receive a URL address during their final notebook review session inviting them to complete the survey online.

How long does it take to complete the survey?

The survey is very straightforward and only takes under fifteen minutes to complete, or a little longer if you include written comments about the candidate's experience.

What does the survey ask? (In this Section)

The survey also asks the candidate to rate the following:

- a. Practicum/Field Experience
- b. Student Internship
- c. University Supervisor
- d. Cooperative Teacher or Teachers
- e. Informal Faculty Contact
- f. Guidance from Advisor

Are students allowed to add open comments?

Yes, respondents are invited to add comments on both positive and negative aspects of their student experience.

Are the students' responses anonymous?

Yes, your responses are confidential – institutions will not know whether you have participated in the survey, and results are not attributed to individual respondents.

Survey Levels of Rubric Responses:

- Excellent
- Very Good
- Good
- Fair
- Poor

Survey Disaggregated Responses by:

- Overall
- Campus: Troy/Phenix City/Dothan
- Gender: Male/Female
- Age: 24 yrs. & under/25 yrs. & older
- Ethnicity: African American/Caucasian/Other
- Educational Route: Traditional/Alternative
- Major: Elementary/Other

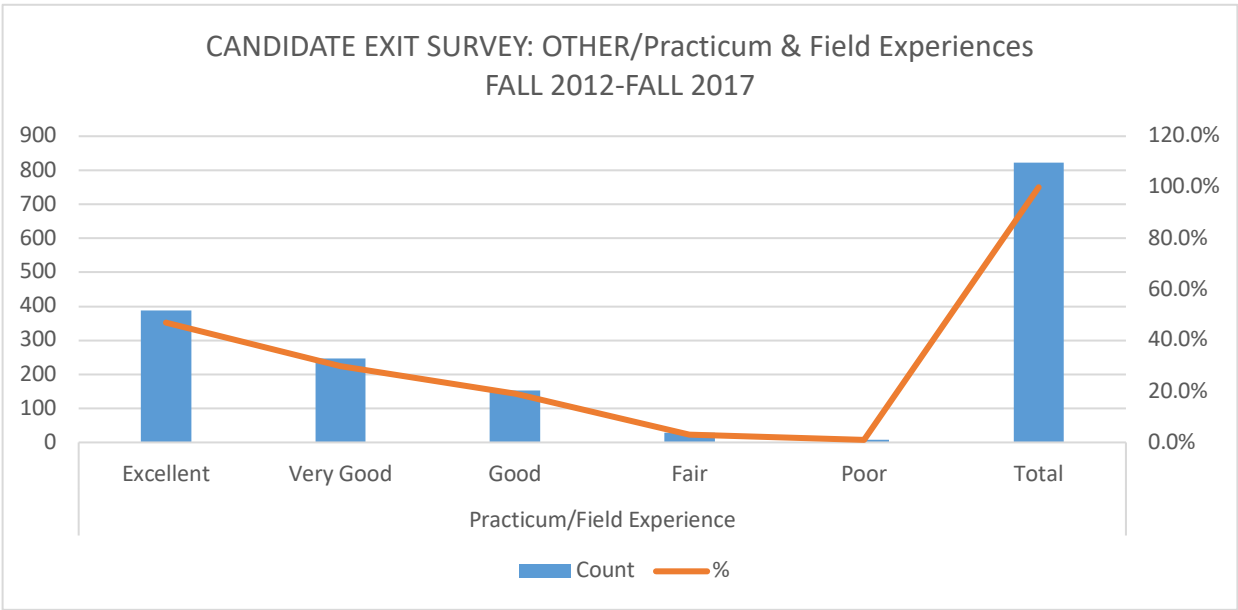
Survey Reported Categories:

- Count: number of candidates completing the survey
- Percent: (%) for each category compared to the total

Survey Reporting by Academic Years and Academic Semesters

- Fall 2012-Spring 2013
- Fall 2013-Spring 2014
- Fall 2014
- Fall 2015-Spring 2016
- Fall 2016
- Spring 2017
- Fall 2017

CANDIDATE EXIT SURVEY: OTHER/PRACTICUM & FIELD EXPERIENCE FALL 2012-FALL 2017			
PRACTICUM/FIELD EXPERIENCE		COUNT	%
	EXCELLENT	387	47%
	VERY GOOD	246	30%
	GOOD	153	19%
	FAIR	28	3%
	POOR	8	1%
	TOTAL	822	100%



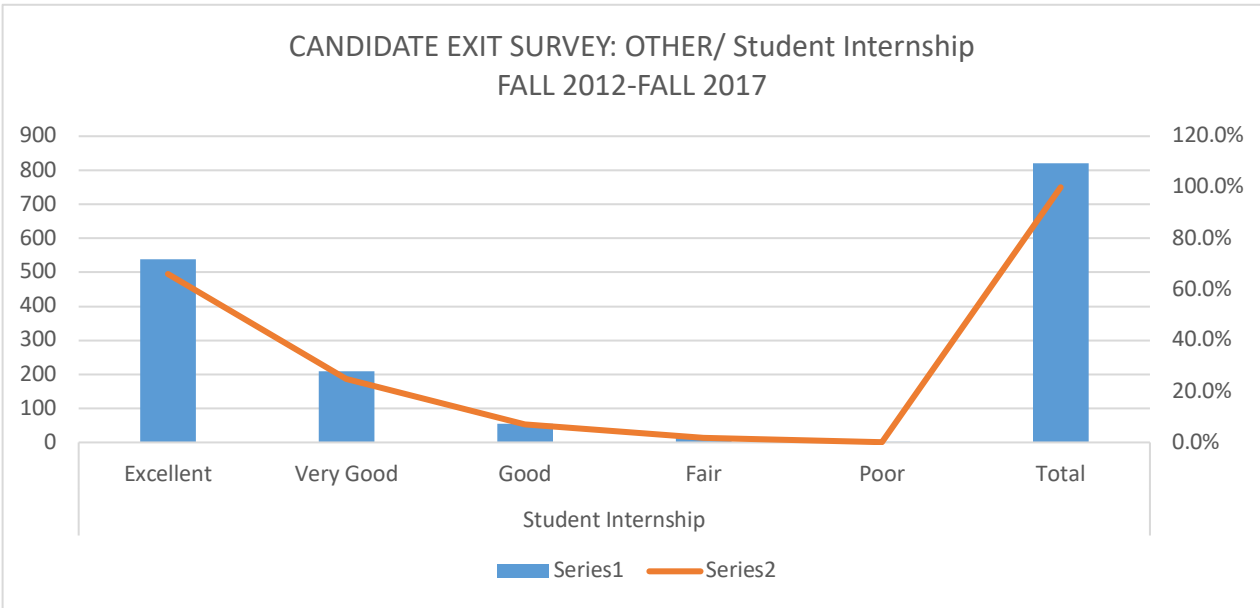
Over the seven cycles of data collected relating to Troy University’s College of Education Department of Teacher Education’s Candidate Exit Survey responses to question; Rate your experience in Practicum & Field Experiences

96% (786 of 822) of the candidates responded in the Excellent, Very Good or Good range.

4% (36 of 822) of the candidates responded in the Fair or Weak range.

The College of Education Department of Teacher Education candidates rate their experiences in Practicum & Field Experience at a **96%** (Excellent/Very Good/Good) range of satisfaction as compared to the Department of Teacher Education candidates rating their experiences of Practicum & Field Experiences at **4%** (Fair/Poor) range of satisfaction.

CANDIDATE EXIT SURVEY: OTHER/STUDENT INTERNSHIP FALL 2012-FALL 2017			
STUDENT INTERNSHIP		COUNT	%
	EXCELLENT	539	66%
	VERY GOOD	209	25%
	GOOD	55	7%
	FAIR	17	1.9%
	POOR	1	0.1%
	TOTAL	821	100%



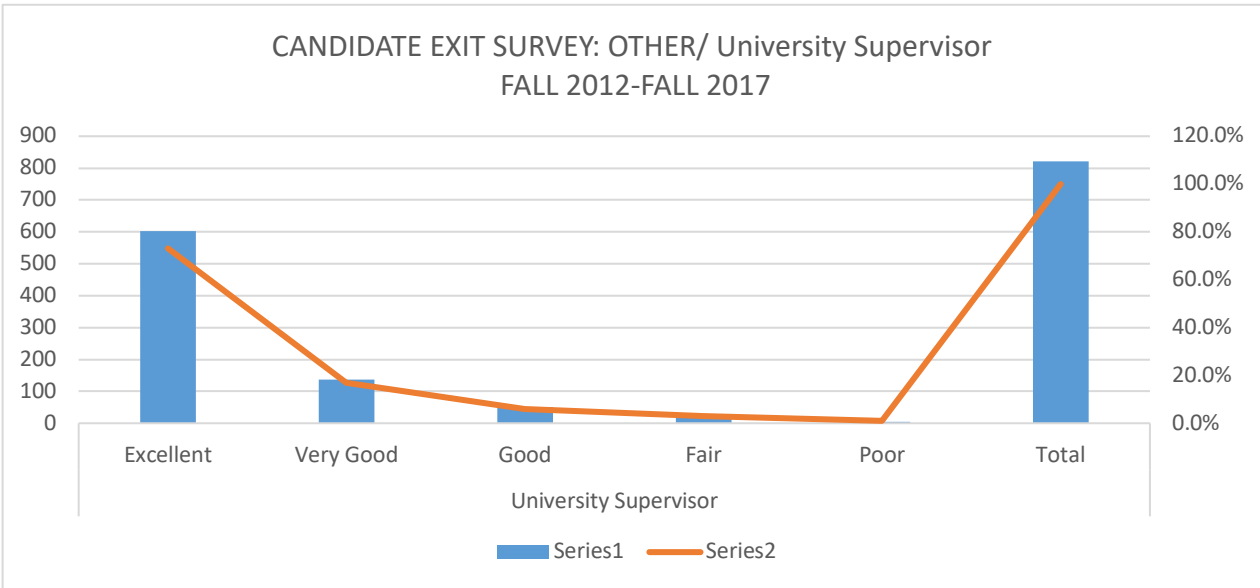
Over the seven cycles of data collected relating to Troy University’s College of Education Department of Teacher Education’s Candidate Exit Survey responses to question; Rate your experience in Student Internship Experiences

98% (803 of 821) of the candidates responded in the Excellent, Very Good or Good range.

2% (18 of 821) of the candidates responded in the Fair or Weak range.

The College of Education Department of Teacher Education candidates rate their experiences in Student Internship Experience at a **98%** (Excellent/Very Good/Good) range of satisfaction as compared to the Department of Teacher Education candidates rating their experiences of Student Internship Experiences at **2%** (Fair/Poor) range of satisfaction.

CANDIDATE EXIT SURVEY: OTHER/UNIVERSITY SUPERVISOR FALL 2012-FALL 2017			
UNIVERSITY SUPERVISOR		COUNT	%
	EXCELLENT	602	73%
	VERY GOOD	136	17%
	GOOD	51	6%
	FAIR	27	3%
	POOR	5	1%
	TOTAL	821	100%



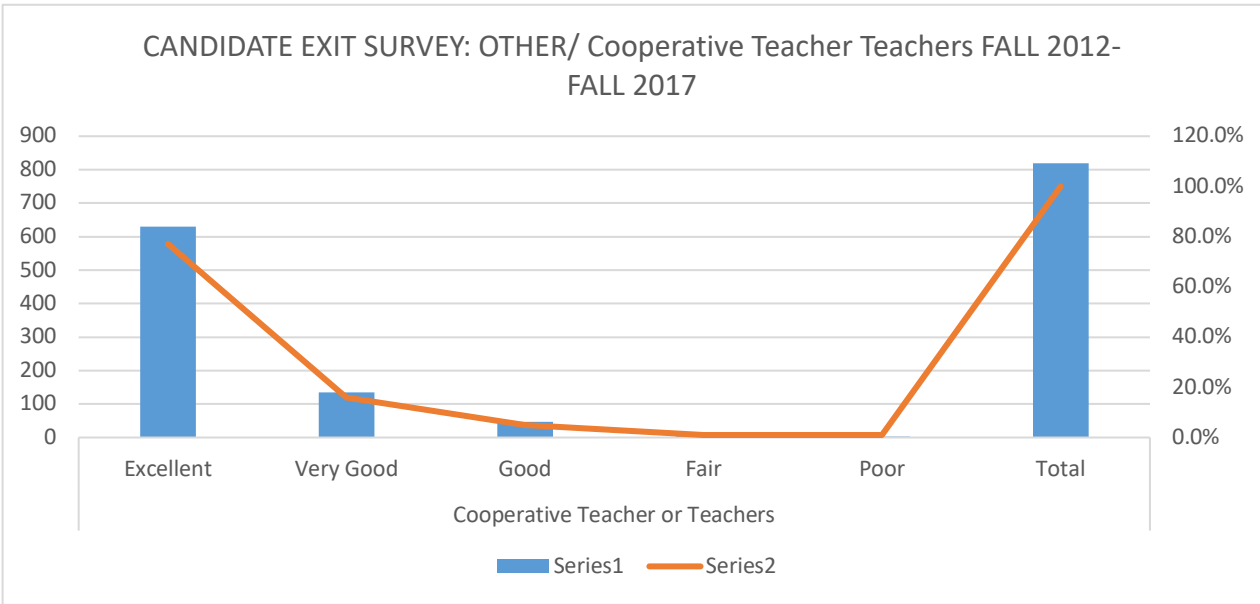
Over the seven cycles of data collected relating to Troy University’s College of Education Department of Teacher Education’s Candidate Exit Survey responses to question; Rate your experience in University Supervisor Experiences

96% (789 of 821) of the candidates responded in the Excellent, Very Good or Good range.

4% (32 of 822) of the candidates responded in the Fair or Weak range.

The College of Education Department of Teacher Education candidates rate their experiences in University Supervisor Experience at a **96%** (Excellent/Very Good/Good) range of satisfaction as compared to the Department of Teacher Education candidates rating their experiences of University Supervisor at **4%** (Fair/Poor) range of satisfaction.

CANDIDATE EXIT SURVEY: OTHER/COOPERATIVE TEACHER (S) FALL 2012-FALL 2017			
COOPERATIVE TEACHER(S)		COUNT	%
	EXCELLENT	629	77%
	VERY GOOD	134	16%
	GOOD	47	5%
	FAIR	7	1%
	POOR	3	1%
	TOTAL	820	100%



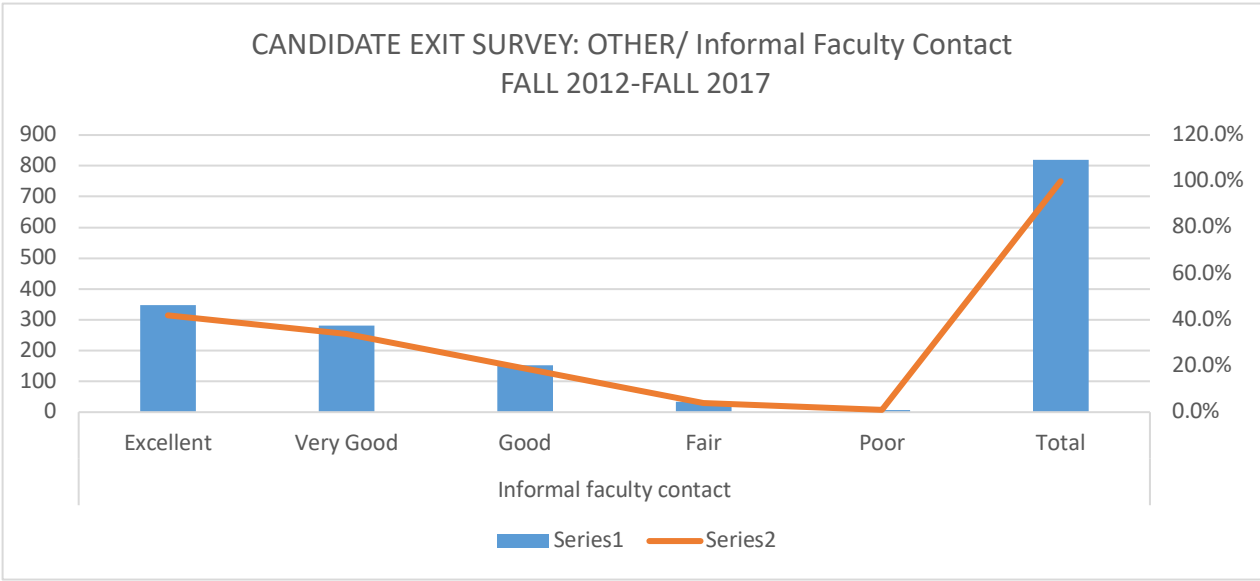
Over the seven cycles of data collected relating to Troy University’s College of Education Department of Teacher Education’s Candidate Exit Survey responses to question; Rate your experience in Cooperative Teacher (s) Experiences

98% (810 of 820) of the candidates responded in the Excellent, Very Good or Good range.

2% (10 of 820) of the candidates responded in the Fair or Weak range.

The College of Education Department of Teacher Education candidates rate their experiences in Cooperative Teacher (s) at a **98%** (Excellent/Very Good/Good) range of satisfaction as compared to the Department of Teacher Education candidates rating their experiences of Cooperative Teacher (s) at **2%** (Fair/Poor) range of satisfaction.

CANDIDATE EXIT SURVEY: OTHER/INFORMAL FACULTY CONTACT FALL 2012-FALL 2017			
INFORMAL FACULTY CONTACT		COUNT	%
	EXCELLENT	347	42%
	VERY GOOD	281	34%
	GOOD	152	19%
	FAIR	33	4%
	POOR	6	1%
	TOTAL	819	100%



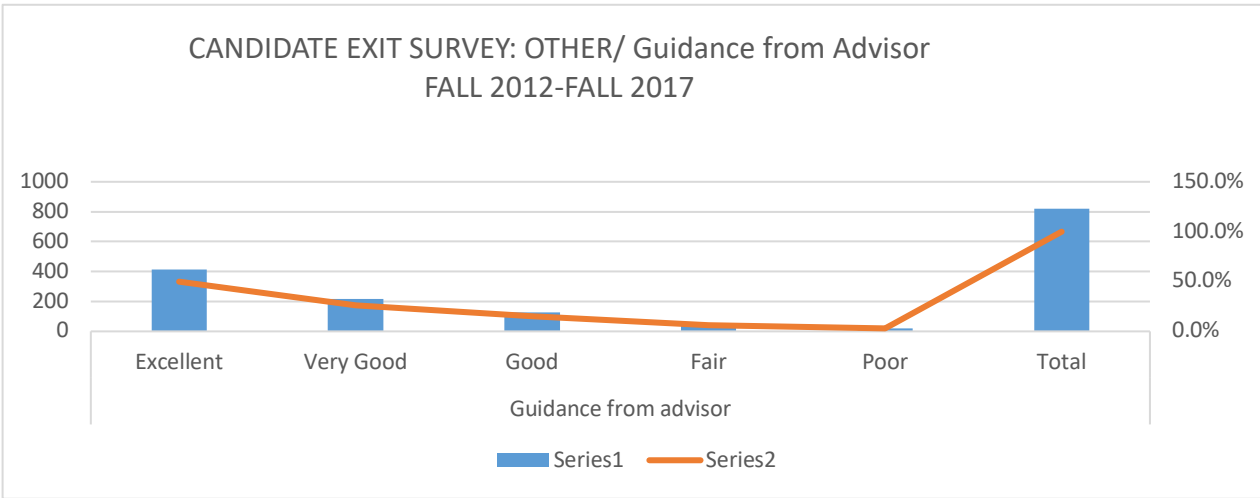
Over the seven cycles of data collected relating to Troy University’s College of Education Department of Teacher Education’s Candidate Exit Survey responses to question; Rate your experience in Informal Faculty Contact Experiences

95% (780 of 819) of the candidates responded in the Excellent, Very Good or Good range.

5% (39 of 819) of the candidates responded in the Fair or Weak range.

The College of Education Department of Teacher Education candidates rate their experiences in Informal Faculty Contact Experience at a **95%** (Excellent/Very Good/Good) range of satisfaction as compared to the Department of Teacher Education candidates rating their experiences of Informal Faculty Contact Experiences at **5%** (Fair/Poor) range of satisfaction.

CANDIDATE EXIT SURVEY: OTHER/GUIDANCE FROM ADVISOR FALL 2012-FALL 2017			
GUIDANCE FROM ADVISOR		COUNT	%
	EXCELLENT	415	50%
	VERY GOOD	217	26%
	GOOD	127	15%
	FAIR	42	6%
	POOR	21	3%
	TOTAL	822	100%



Over the seven cycles of data collected relating to Troy University’s College of Education Department of Teacher Education’s Candidate Exit Survey responses to question; Rate your experience in Guidance from Advisor Experiences

91% (759 of 822) of the candidates responded in the Excellent, Very Good or Good range.

9% (63 of 822) of the candidates responded in the Fair or Weak range.

The College of Education Department of Teacher Education candidates rate their experiences in Guidance from Advisor Experience at a **91%** (Excellent/Very Good/Good) range of satisfaction as compared to the Department of Teacher Education candidates rating their experiences of Guidance from Advisor Experiences at **9%** (Fair/Poor) range of satisfaction.

CANDIDATE EXIT SURVEY: <u>OTHER</u>		
COMPARISON OF INTERACTION BETWEEN DEPARTMENT OF TEACHER EDUCATION AND CANDIDATES FROM STRONGEST TO WEAKEST FALL 2012-FALL 2017		
	COUNT	%
STUDENT INTERNSHIP	98	2
COOPERATIVE TEACHER(S)	98	2
PRACTICUM & FIELD EXPERIENCE	96	4
UNIVERSITY SUPERVISOR	96	4
INFORMAL FACULTY CONTACT	95	5
GUIDANCE FROM ADVISOR	91	9

Student Internship and Cooperative Teacher(s) (**98%**) were ranked by the candidates as the strongest areas of Department of Teacher Education/Candidate interaction and Guidance from Advisor (**91%**) was ranked by the candidates as their weakest area of Department of Teacher Education/Candidate interaction. All other areas were ranked between **98%** and **91%**.